






ACTION AREAS	DRIVERS	MEASURES
 MAKING HEALTH A SHARED VALUE	1.1 MINDSET AND EXPECTATIONS	Value on health interdependence Value on well-being Public discussion on health promotion and well-being
	★ 1.2 SENSE OF COMMUNITY	Sense of community Social support Effective referrals
	1.3 CIVIC ENGAGEMENT	Voter participation Volunteer engagement
 FOSTERING CROSS-SECTOR COLLABORATION TO IMPROVE WELL-BEING	2.1 NUMBER AND QUALITY OF PARTNERSHIPS	Local health department collaboration Opportunities to improve health for youth at schools Business support for workplace health promotion and Culture of Health
	2.2 INVESTMENT IN CROSS-SECTOR COLLABORATION	U.S. corporate giving Federal allocations for health investments related to nutrition and indoor and outdoor physical activity
	2.3 POLICIES THAT SUPPORT COLLABORATION	Community relations and policing Youth exposure to advertising for healthy and unhealthy food and beverage products Climate adaptation and mitigation Health in all policies (support for working families)
 CREATING HEALTHIER, MORE EQUITABLE COMMUNITIES	★ 3.1 BUILT ENVIRONMENT/ PHYSICAL CONDITIONS	Housing affordability Access to healthy foods Youth safety Equity in physical activity opportunities Mobility and transportation
	3.2 SOCIAL AND ECONOMIC ENVIRONMENT	Residential segregation Early childhood education Public libraries
	3.3 POLICY AND GOVERNANCE	Complete Streets policies Air quality
 STRENGTHENING INTEGRATION OF HEALTH SERVICES AND SYSTEMS	★ 4.1 ACCESS	Access to comprehensive primary care Access to stable health insurance Access to mental health services Routine dental care Collaboration on information sharing
	4.2 CONSUMER EXPERIENCE & QUALITY	Consumer experience Population covered by an ACO/CCO
	4.3 BALANCE AND INTEGRATION	Electronic medical record linkages Hospital partnerships Practice laws for nurse practitioners Social spending relative to health expenditure
OUTCOME	OUTCOME AREAS	MEASURES
 IMPROVED POPULATION HEALTH, WELL-BEING, AND EQUITY	0.1 ENHANCED INDIVIDUAL AND COMMUNITY WELL-BEING	Well-being rating Caregiving burden
	0.2 MANAGED CHRONIC DISEASE AND REDUCED TOXIC STRESS	Adverse child experiences (ACEs) Disability associated with chronic conditions
	0.3 REDUCED HEALTH CARE COSTS	Family health care cost Potentially preventable hospitalization rates Annual end-of-life care expenditures